



**PLASE FAX TO 0039.039.328361
 OR monza@camiceriadicomo.com**

CLIENT _____
 ADDRESS _____
 CITY _____ ZIP _____ STATE _____
 TELEPHONE _____ FAX _____ EMAIL _____

cm	inches	cm	inches
BODY MEASUREMENTS		SHIRT MEASUREMENTS	
Neck size _____		Neck size _____	
Sleeve length _____		Sleeve length _____	
Shoulders _____		Shoulders _____	
Chest _____		Chest _____	
Waist _____		Waist _____	
Shirt lenght _____		Shirt lenght _____	
Wrist _____		Wrist _____	
Initials _____	colour _____		

PAYMENT INFORMATION

CREDIT CARD PAYPAL

CREDIT CARD TYPE _____

NUMBER _____

VALID FROM _____

EXPIRATION DATE _____

NAME _____

FRONT	BACK	COLLAR & CUFFS	STITCHING	CUFFS STYLE	POCKET
 0 Without box pleat	 0 plain	0 same fabric collar and cuffs	1 edge stitching	 1 round barrel cuff	 0 none
 1 with box pleat	 1 with darts	1 white collar	3 3 mm. stitching	 2 squared buttoned cuffs	 1 One on left 13x15
 2 with pleats	 2 with pleats	2 white cuffs	5 5 mm. stitching	 5 squared cuffs 2 buttons	 2 two 13x15
 3 hidden button holes	 3 box pleat	3 white collar and cuffs	8 8 mm. stitching	 6 french cuffs	 3 One on left 15x17
 4 hidden button holes	 4 box pleat	4 white collar and cuffs	8 8 mm. stitching	 7 wider french cuffs	 4 two 15x17

<u>Articole No.</u>	<u>Colour no.</u>	<u>Quantity</u>	<u>Collar style</u>	<u>Front</u>	<u>Back</u>	<u>Collar & Cuffs</u>	<u>Stitching</u>	<u>Cuffs style</u>	<u>Pocket</u>	<u>Price Euro</u>
<i>Write the number that corresponds to your choice! (i.e front with box pleat, write 1)</i>										
_____	_____	_____	_____	_____	_____	_____	_____	_____	_____	_____
_____	_____	_____	_____	_____	_____	_____	_____	_____	_____	_____
_____	_____	_____	_____	_____	_____	_____	_____	_____	_____	_____
_____	_____	_____	_____	_____	_____	_____	_____	_____	_____	_____

NOTE: Please note that we will send you the confirmation before charge any amount. The trasport will be charged separately (see next page to know the costs)
 For payment by PAYPAL,our email is MONZA@CAMICERIADICOMO.COM

TOTAL (EURO) _____

How to make measurements from a shirt



NECK Open and stretch the collar of the shirt out on a table, and measure it from the center of the button to the center of the button hole



SLEEVE Stretch the shirt out, and measure from the shoulder seam to the edge of the cuff



CHEST Measure the length from the left side to the right side at armpit level .



WAIST Measure the length from the left side to the right side at the waistline, i.e. at the level of the last button .



SHOULDER Measure from the center of the base of the collar to the shoulder seam.




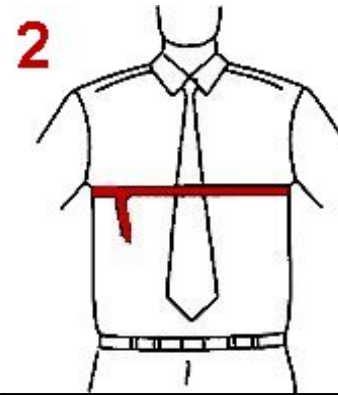
SHIRT LENGHT Measure the back of the shirt from the center of the base of the collar to the bottom hem.



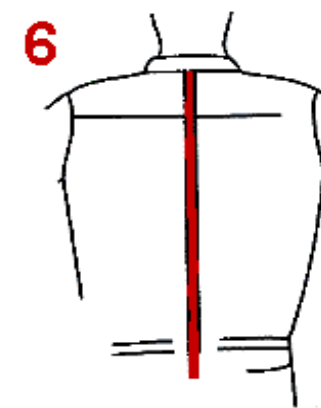
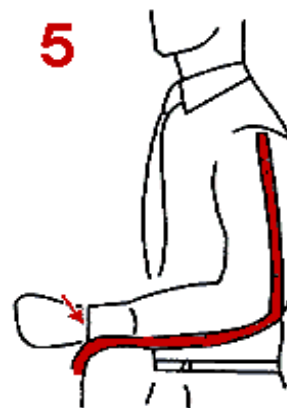
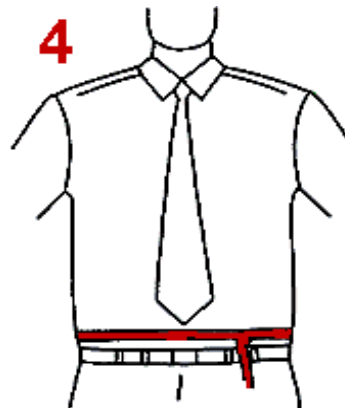
WRIST Stretch out the cuff: measure from the center of the button hole to the center of the button



How to make measurements from the body



Neck 1	Chest 2	Shoulders 3
Put the tape measure around your neck	Measure your chest at the widest level (just under the armpits)	Your back measure from the right shoulder to the left one (farthest points)



Waist 4	Sleeve lenght 5	Shirt lenght 6
Measure your waist at the level of your navel.	Bend your arm and measure from your shoulder (humerus) to your wrist, stretching the tape measure along your elbow	Measure your back starting from the joint to your neck until the lenght you wish.

